

# West Mercia Neighbourhood Watch

## How to Join an existing Local Scheme.

As long as you have already signed up as member of Neighbourhood Watch National (<https://www.ourwatchmember.org.uk>) you can then ask to join an existing local scheme that is in your immediate vicinity.

Once you have signed up (and clicked on the verification email that will have been sent to you by the system), [*check in your Spam Box if you do not see it in your Inbox*], and have logged into your NW member account on the OurWatch website, you should be on the page shown below:

NEIGHBOURHOOD WATCH  
| Members Area

Menu ☰

## MEMBER ADMINISTRATION AREA

You are now logged in and from this area you are able to update your own details, create or manage a Neighbourhood or Home Watch scheme, report information to the Police and Neighbourhood Watch and much more.

### YOUR DETAILS

Name  
[Redacted]

Address  
[Redacted]  
[Redacted]  
[Redacted]  
[Redacted]

Verified Email  
[Redacted]

[Edit Your Details >](#)


### WHAT TO DO NEXT

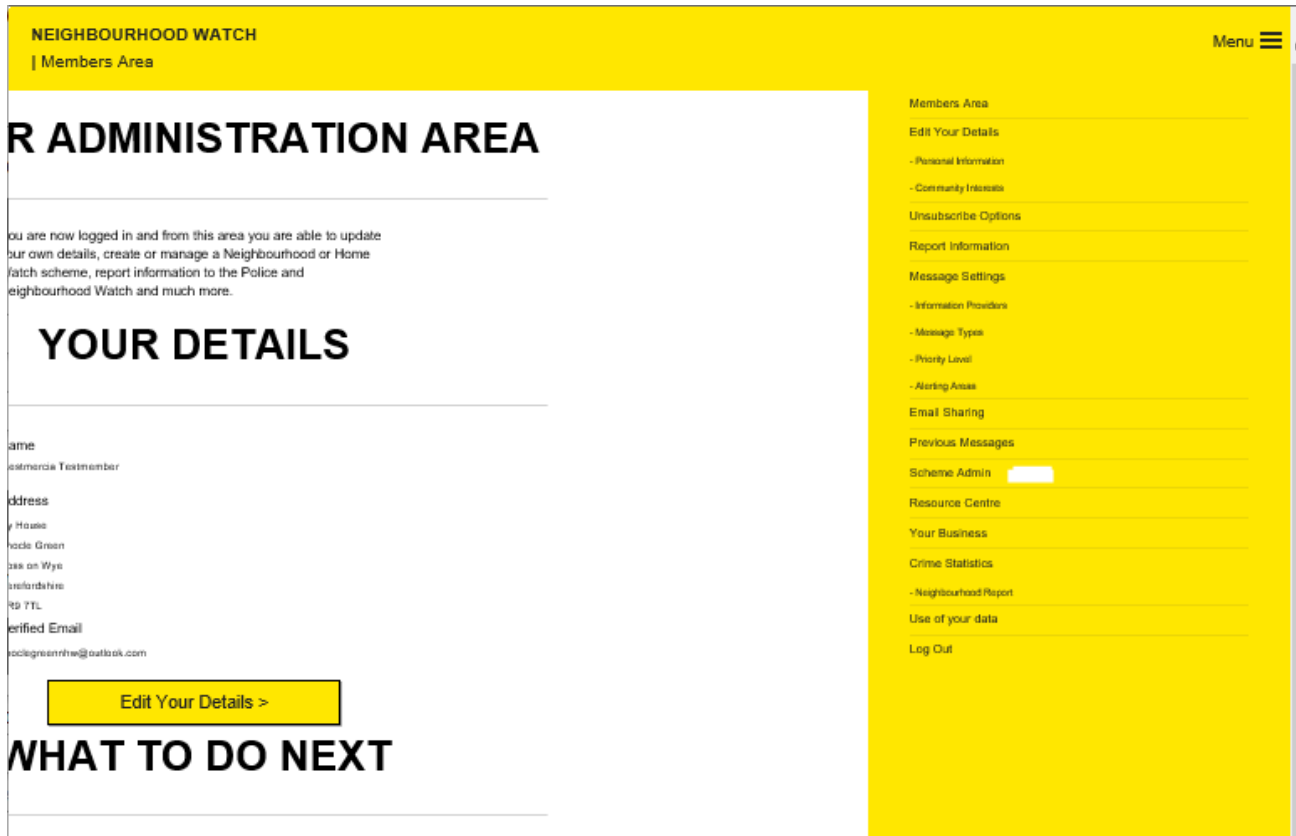
[Choose who can send you messages >](#)  
Review and configure which Information Providers can see your details and communicate with you...

[Add your workplace or business >](#)  
The Neighbourhood Alert network enables you to add your business details to your account if you would like to

# West Mercia Neighbourhood Watch

## How to Join an existing Local Scheme.

To join a scheme that already exists, click on the  in the top right-hand corner of the page and the Menu will appear from the right-hand side of the page. Look down the Menu options until you see 'Scheme Admin' and click on it:



The screenshot shows the 'NEIGHBOURHOOD WATCH | Members Area' interface. The main content area is titled 'R ADMINISTRATION AREA' and contains a paragraph: 'You are now logged in and from this area you are able to update your own details, create or manage a Neighbourhood or Home Watch scheme, report information to the Police and Neighbourhood Watch and much more.' Below this is a section titled 'YOUR DETAILS' with a list of fields: Name (West Mercia Textmember), Address (House, Locks Green, Oak on Wye, Staffordshire, ST1), and Verified Email (socialgreenhwa@outlook.com). A yellow button labeled 'Edit Your Details >' is positioned below the details. The right-hand side features a yellow sidebar menu with the following options: Members Area, Edit Your Details (with sub-items: Personal Information, Community Interest), Unsubscribe Options, Report Information, Message Settings (with sub-items: Information Providers, Message Types, Priority Level, Alerting Areas), Email Sharing, Previous Messages, Scheme Admin (highlighted with a white box), Resource Centre, Your Business, Crime Statistics (with sub-item: Neighbourhood Report), Use of your data, and Log Out.

# West Mercia Neighbourhood Watch

## How to Join an existing Local Scheme.

The following page appears:

NEIGHBOURHOOD WATCH  
| Members Area Menu ☰

---

## CREATE OR JOIN A SCHEME

---

Our records currently show that you are not a member of a scheme.  
Please use the options below to either join an existing scheme on the system or create a new scheme.

### EXISTING SCHEMES IN YOUR AREA

---

Please use the dropdown list to select a scheme near to you. Once you have selected a scheme you can view its coverage area. If you are happy that this is the correct scheme for you select your role inside the scheme and apply to join.

Schemes Near You:

▼

Your Role:


▼

### START A NEW SCHEME

---

If you cannot find a relevant scheme to join please [click here to start a new scheme](#).

© Copyright NHWN, All Right Reserved 2016 Charity No: 1142747 Company Number: 759253



Use the 'drop down' lists in the first box and select the name of the scheme that you would like to join. In the second box down, again use the 'drop down' list to select what role you would like to be.

Once you have done that, click on the yellow box, 'Apply to join Scheme'. The Coordinator of that scheme will then receive an email advising them of your request to join. They then have to log in to the OurWatch website to accept your request.